

St. Clair Shores

Single-Family Homes

73
AVAILABLE HOMES
no change from last month

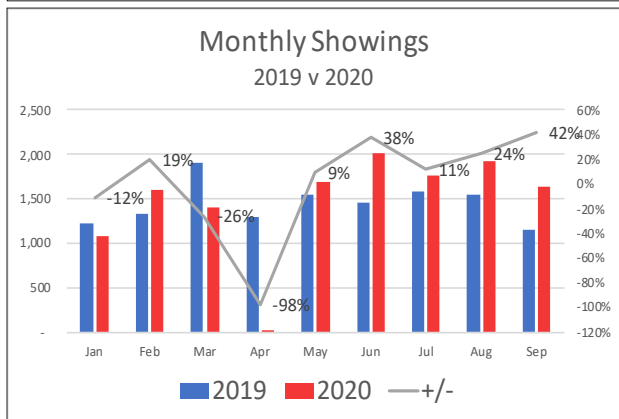
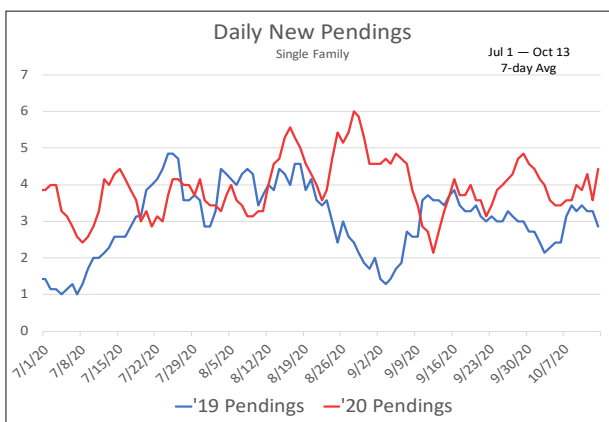
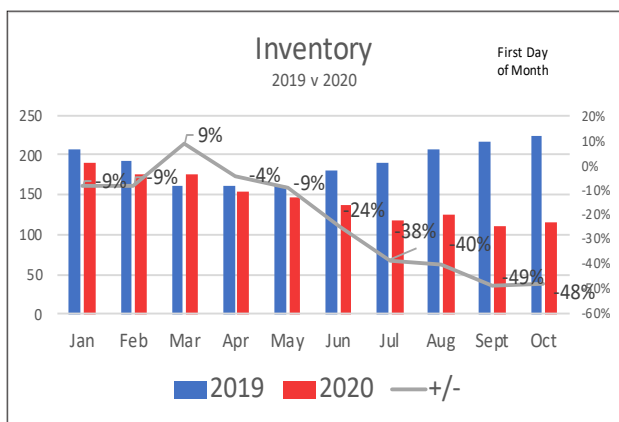
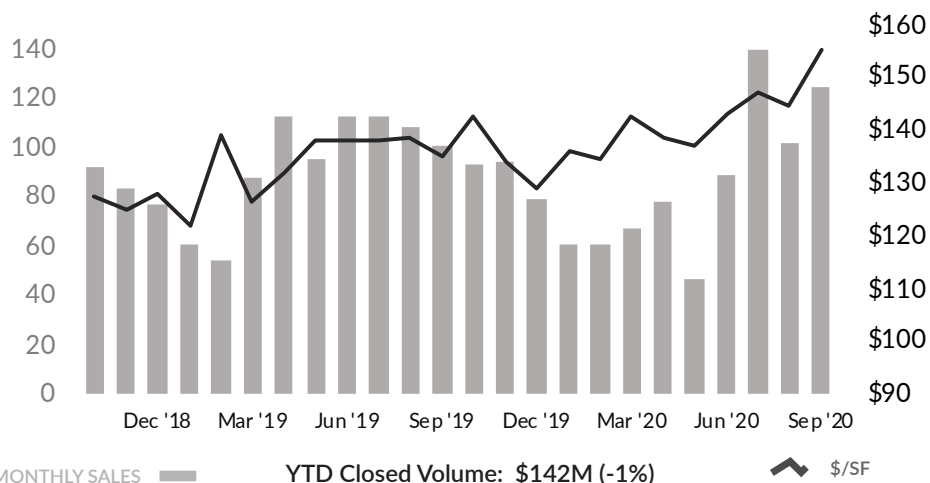
128
NEW PENDING
-3% from last month

768
YTD CLOSED SALES
-9% from last year

\$185K
YTD AVG SALE PRICE
+8% from last year

\$144
YTD PRICE PER SQ FT
+7% from last year

Closed Sales



Inventory is down 48% from last year and existing listings are selling faster than new ones arrive on the market. Despite the lack of inventory, intense buyer demand had September showings up 42% and new pendings 49% higher than last year. September closed sales were up from August and it was the second highest closed sales month in the past two years. Values continue to rise—average sale price is up 8% and price per square foot is up 7% compared to last year. Looking at the price per square foot (\$/SF) line in the top chart, prices have been rising rapidly in recent months. For sellers who are thinking about making their move, it's not too late to cash in on a great seller's market.